



# BURDEN OF THE PANDEMIC

## Immigrant & Migrant Communities

*COVID-19 Client Impact & Needs Assessment  
Supplemental Report*



**RESEARCH & EVALUATION**

Amanda Douglas, MA  
Karen Armknecht, MBA  
Victoria Iwinski, MA

**FEBRUARY 11, 2021**

## Contents

- [3](#) INTRODUCTION
- [4](#) BACKGROUND
- [8](#) IMMIGRANT & MIGRANT COMMUNITIES
- [9](#) IMPACT ON IMMIGRANT COMMUNITIES
- [9](#) DIGITAL DIVIDE
- [10](#) HOUSING CHANGE
- [10](#) POLICIES MAY BE CAUSING IMMIGRATION CLIENTS TO UNDER REPORT SOCIAL SERVICES NEEDS
- [13](#) IMPACT ON MIGRANT COMMUNITIES
- [13](#) SPREAD OF COVID
- [14](#) MIGRANT COMMUNITY STRESSORS
- [14](#) CHILDCARE
- [16](#) IMPACT BY GENDER
- [17](#) COVID-19'S ECONOMIC IMPACT ON WOMEN

 TO RETURN TO TOC



# IMMIGRANT & MIRGRANT COMMUNITIES

## COVID IMPACT ON MARGINALIZED POPULATIONS

### Introduction

The following report is a supplemental report of the Burden of the Pandemic, CPLC COVID-19 Client Impact and Needs Assessment Report. The communities identified within this report are specific to the immigrant and migrant communities located in Southern Arizona, who are participating in programs designed specifically for their needs. The results of this report allow us to analyze these specific populations and identify just how individual these communities are and how they come together to create the larger communities within Southern Arizona.

The immigrant community represented in this report comes from clients receiving services from CPLC's Immigration program in Tucson, AZ (n=26). The migrant community represented in this report comes from clients receiving services from the Early Childhood Education/Migrant Head Start program in Yuma, Arizona (n=88). Interviewing occurred from August 14<sup>th</sup>-September 9<sup>th</sup>, 2020.







# BACKGROUND

Results are intended to provide CPLC clients with a platform for their voices to be heard.



## BACKGROUND

### RESEARCH PARAMETERS: PURPOSE, METHODOLOGY, & SAMPLING CONSIDERATIONS

#### Purpose

CPLC's Research and Evaluation department (R&E) designed and analyzed a COVID-19 Client "Pulse" Survey. Overall, **1,069** CPLC clients completed the survey. The purpose of the study was to gain an understanding of the ongoing impact of the coronavirus along with the daily stressors, and the health and economic impacts it is having on CPLC clients. Results are intended to provide CPLC clients with a platform for their voices to be heard.

#### Methodology

With program staff at capacity responding to client needs, the need to adapt methodology for collecting interviews during these unprecedented times was essential, and the R&E team turned to technology to complete interviewing. Realizing that collecting interviews for a traditionally hard-to-reach population that has limited access to, or experience with, technology, led us to provide several options to help drive response rate. A full, multi-modal survey experience for CPLC clients was created. Modes of engagement were: web link/online survey, QR code scanning, text messaging, email, 1:1 over-the-phone, 1:1 in-person interviews, and paper surveys.



Mediums in which survey responses were completed.

R&E responded by partnering with WestGroup Research to utilize technology and administer all aspects of the online data collection efforts. Additionally, WestGroup research completed the 1:1 phone and in-person interviews at the independent senior living facility and Maryvale Food Bank, respectively.

R&E reached out to directors across CPLC to request their assistance in recruiting clients to take the survey. Pillar-specific flyers with a QR code, web link, and text messaging information for easy access to the survey were disseminated to program directors to provide to their staff and their clients. Furthermore, 1:1 telephone and in-person interviews, and paper copies of the survey were provided to programs who requested them. The COVID-19 client survey was available to clients between August 14<sup>th</sup>-September 9<sup>th</sup>, 2020.



## BACKGROUND

### Significance

Overall, **1,069** CPLC clients completed the survey, making the sample **statistically significant** when comparing the number of direct clients served in Arizona and Nevada in fiscal year 19/20 (n=61,815). The margin of error for the sample is +/- 3% at a 95% confidence interval. Three quarters of surveys (75%; n=807) were completed in English, and one quarter 25% (n=262) in Spanish. All clients were entered into a raffle for a chance to win one of two \$100 Walmart Gift Cards or one of 15 \$25 Walmart Gift Cards.

### Analysis Conducted

Data was collected via WestGroup Research, a Phoenix based market research consultancy. and exported into data tables via Excel. Visualizations and analysis were conducted in Excel and Tableau. Descriptive analysis was performed. All open-ended questions were pre-coded into categories according to like responses by WestGroup.

### Sampling Considerations

This study represents the voices of the clients CPLC serves. The most recent CPLC client impact and demographics report<sup>1</sup> published indicates over half of CPLC clients are female (58%), three quarters live below the federal poverty line, 70% identify as Hispanic, while 17% identify as African American, and educational attainment is below the national average (8% have a bachelors degree versus 35% nationally). The clients participating in this study are representative of the vulnerable population CPLC serves. This marginalized population will be represented at higher rates than the general United States population.

Additionally, COVID-19 exposure is self reported and although data show a disproportionate impact on the vulnerable population CPLC serves, the numbers of COVID-19 illness and infection reported are lower than the actual numbers collected by state agencies.

All 4 CPLC pillars participated in the study. Program participation within the pillars is listed below. A pullout analysis was completed for each of the pillars and for programs with sufficient sample size. Additional analyses are available upon request.

#### Social Services and Education (SS&E)

1. CPLC Community Schools
2. CPLC Community Center
3. Healthy Aging (Casa de Primavera)
4. Immigration
5. Housing Counseling
6. Early Childhood Development
7. Parenting Arizona
8. Family Assistance (Utility Assistance)
9. Workforce Solutions
10. Youth Build (Nevada)
11. Courtyard Homeless Resource Center (Nevada)

#### Integrated Health and Human Services (IHHS)

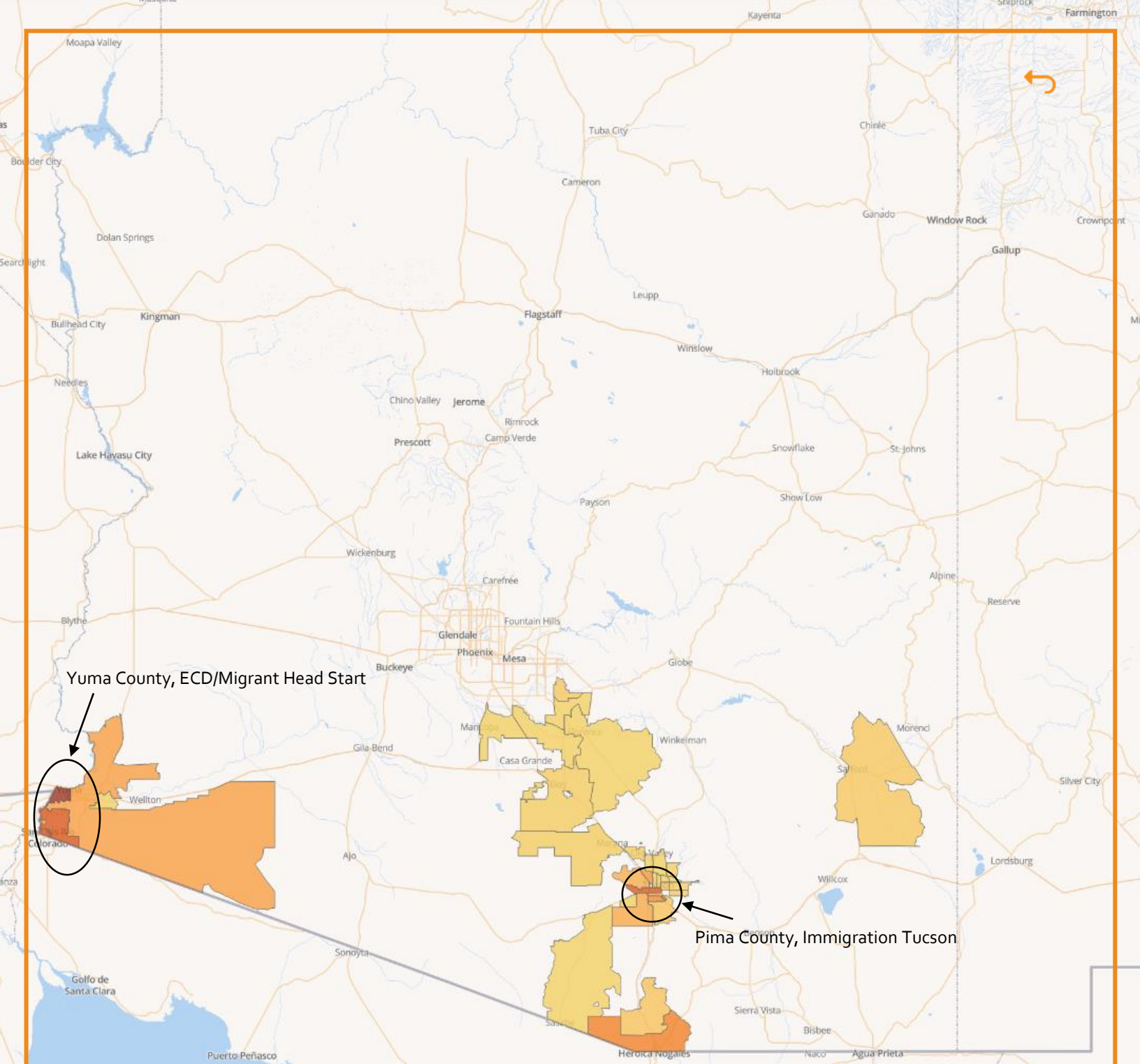
1. De Colores
2. Corazon
3. Centro De La Familia (CDLF)
4. Centro Esperanza
5. Maryvale Food Bank

#### Economic Development

1. Prestamos

#### Real Estate Operations (REO)

1. Tiempo Multifamily Apartment Rentals
2. Single Family Rentals



Map 1. Map of interview zip codes.

## Interview Locations

Interviews took place throughout the state of Arizona and Nevada (primarily in Las Vegas), which has allowed for regional analysis for Nevada, Central AZ, and Southern AZ with a specific pull out of Yuma County. However, this report focuses on responses from Southern AZ zip codes highlighted in the map above. The majority of responses from Yuma County come from Early Childhood Education (representing the migrant community) while 26 responses come from CPLC's Immigration program in Tucson (representing the immigrant community).

1. Armknecht, K., Iwinski, V., & Douglas, A. (2020). 8th Annual CPLC Client Impact and Demographic Report. CPLC Research and Evaluation: Phoenix, AZ





# IMMIGRANT & MIGRANT COMMUNITIES







## IMMIGRANT COMMUNITIES

# COVID IMPACT ON IMMIGRANT COMMUNITIES

### CPLC's Immigration Program

CPLC's Immigration program is located in Somerton and Tucson, Arizona. Twenty-six clients from the program participated in the COVID-19 study, making the findings directional in nature.

The services provided by CPLC's Immigration program mainly address family based immigration services such as family petitions, green card renewals (I-90 permanent resident card renewal), work permit renewals, consular processing, citizenship/naturalization, and Deferred Action for Childhood Arrivals (DACA) renewals.

### Immigration Client Demographics

Eighty-nine percent of respondents are female, 100% of respondents identify as Hispanic; 50% of respondents are in the 30-44 age range with children under 18 living within the house, with 39% having a household size of 3 adults and 1 child.

### Digital Divide

The digital divide refers to the growing gap between those who have access to technology and the internet and those who do not. The divide is further cementing the socioeconomic structure of the underserved (those who do not have access to hardware and or capacity to access internet) and the privileged within society (those who have access to hardware and capacity to access internet), all of which is being driven by poverty. When compared to Caucasians, Hispanic and Black individuals are just as likely to have a smartphone, but are less likely to own a desktop or laptop computer. This is reflective of CPLC clients as well; the majority of CPLC clients (80%) access the internet in their homes with their cell phone (86%).

A main stressor for immigration clients is access to technology, especially when compared to the CPLC general sample (42% versus 19%). This may be due to an increase in services being offered online and virtual meetings due to the pandemic. Additionally, immigration clients require technology to download forms, print for signatures, scan for submission, and communicate electronically with staff throughout the entire process. The time required to process immigration applications has been lengthened due to Federal social distancing policies reducing the number of staff in Federal buildings which in turn has reduced the volume of applications processed. Not having access to technology further adds to the timeline as well as the stress levels of immigration clients.





## IMMIGRANT COMMUNITIES

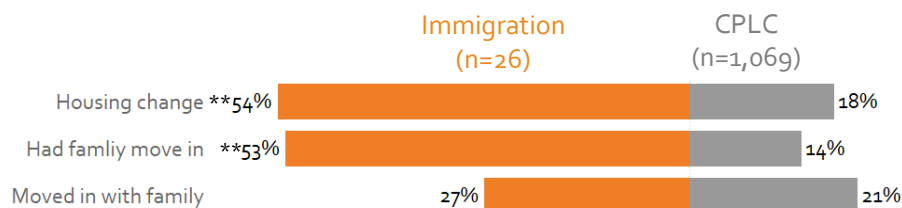
# COVID IMPACT ON IMMIGRANT COMMUNITIES

Technology may have been the answer to keep the application processes moving during the pandemic, albeit with increased wait times, but, in some cases it inadvertently became its own barrier. CPLC Immigration received funding to open a virtual office space within their Tucson office to allow clients scheduled time to access technology in order to keep up with their application process, hopefully, to continue to reduce the wait times that were increased by the pandemic and to pivot to help the community gain legal status.

In addition, school aged immigrants are experiencing their own digital divide. During the pandemic, online learning for all school age children has its own host of obstacles. The online platform does allow schools to continue to deliver their materials, but remote learning is very different than learning within the care of an educational institution. CPLC operates Toltecalli and Envision High Schools in Tucson Arizona, both of which have students immigrating from Mexico and enrolling in school throughout the year. An annual program evaluation found a digital divide in online learning with as students had reduced access to the internet (33%) and either didn't have a computer (17%), or had to share a computer with others (26%) making it harder to complete online lessons. In addition, some students have had to get jobs to help bring in money to the household, further reducing the time available to complete lessons. Not to mention the increase in utilities from increased usage (24%).

### Housing Change

Immigration clients are experiencing a change in housing at a significantly higher rate than the CPLC general sample (54% versus 34%). Immigration clients are making room for family members, either opening their home (53%) or moving in with family members (27%) in lieu of going into homeless shelters. Although moving into a family members' home may be a more stable pathway, this may be a short-term fix for a larger housing problem as families may forgo getting the resources they need to regain independence. Additionally, more family members living in a household increases the likelihood of contracting COVID.



1. <https://www.un.org/en/universal-declaration-human-rights/> Food was determined a basic human right, shortly after the UN was formed in 1948

\*\*Impact significantly higher than CPLC at p<.05 significance



## IMMIGRANT COMMUNITIES

# COVID IMPACT ON IMMIGRANT COMMUNITIES

### Policies May be Causing Immigration Clients to Under Report Social Services Needs

Under the Trump administration (when this survey was conducted), Federal U.S. policies targeted low-income immigrants, including the public charge rules which make it more difficult for immigrants to obtain legal status if they use public benefits such as Medicaid, food stamps and housing vouchers.

Within the current study, immigration clients have identified stressors that may be alleviated through public assistance programs yet when asked about needs they do not mention public sector assistance. For example, three in ten (31%) respondents are stressed about the need for money to buy food for their households yet none are reporting the need for SNAP and few (5%) report the need for food bank assistance.

Furthermore, one of the highest stressors among this community is access to medical care (39% versus CPLC 29%), however, neither AHCCCS (AZ state Medicare) nor public health assistance are identified as a need.

A likely explanation for this phenomenon is due to an individual's legal status and the current policy climate. Immigrants and their families have become increasingly reluctant to access programs and services. The need for the services are still present, but immigration clients appear to be suffering in silence by not stating their needs nor seeking out help from public assistance agencies out of fear.

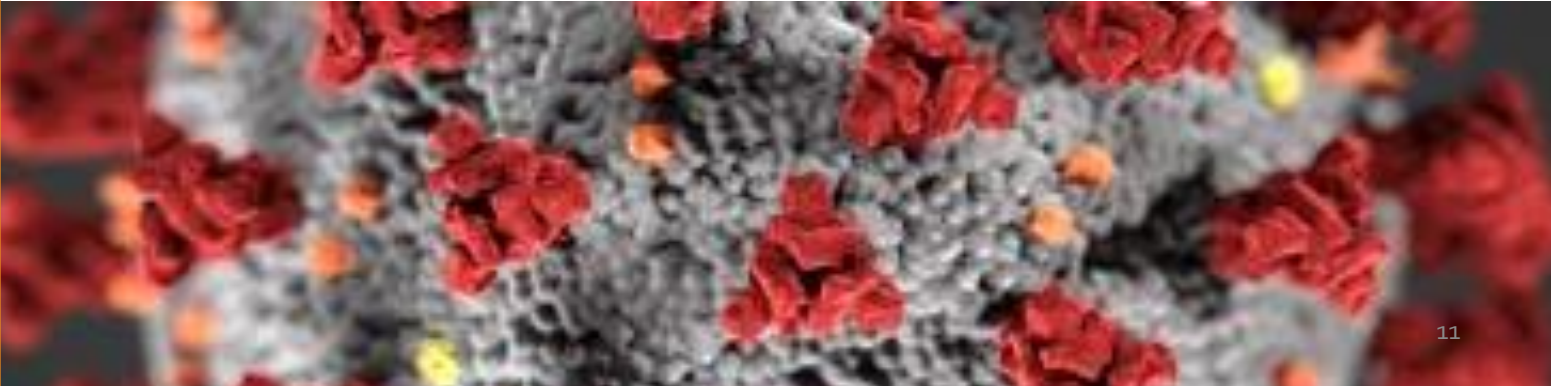
IMMIGRATION DAILY STRESSORS		
TIER 1 n = 26	Immigration	CPLC
Isolation	69%	62%

TIER 2	Immigration	CPLC
Childcare	42%**	21%
Access to Tech	42%**	19%
Increased Debt	42%	36%
Access to Medical Services	39%	29%

TIER 3	Immigration	CPLC
Food	31%	38%
Utility Assistance	27%	25%
Prescription Medication Access	23%	12%

1. <https://www.un.org/en/universal-declaration-human-rights/> Food was determined a basic human right, shortly after the UN was formed in 1948

\*\*Impact significantly higher than CPLC at p<.05 significance







## IMMIGRANT COMMUNITIES

# COVID IMPACT ON IMMIGRANT COMMUNITIES

### Policies May be Causing Immigration Clients to Under Report Social Services Needs

Additionally there was no mention of help from a stimulus check or unemployment (CPLC general population 2%), even though those with jobs are paying taxes. Immigration clients are also citing the need for access to drinking water at a statistically higher rate than CPLC’s general population (24%\*\* versus 3%).

	#1 Need	#2 Need	#3 Need
Health	Drinking water (24%)		
Economic	Money/Income (24%)	Money for food/groceries (24%)	Increased hours, permanent work (19%)
Social	Housing/Utility Assistance (15%)	Childcare (10%)	

President Biden signed an executive order to reverse the Trump-era policies, however, the real-life experiences and attitudes resulting from these policies may likely have long term impacts on many from this community.

For instance, a study published in January 2021 cited that due to the nature of their jobs being deemed “essential” (5% of health care workers with direct patient contact, 8% of which are in long-term care facilities and 22% of all food production workers) immigrants comprise a significant portion of the priority groups currently eligible to receive the COVID-19 vaccine.<sup>1</sup> However, as immigrants are more likely to be uninsured, or have a point of care physician they worry about the cost of healthcare. Worry of paying for the vaccine that has been made free of charge and legal status by the US government has been cited as a barrier in the immigration community seeking out a vaccination. Additionally, the community is worried about the affect participating in the vaccination will have on their immigration status, or that of their family members.<sup>1</sup>

1. <https://www.kff.org/racial-equity-and-health-policy/issue-brief/immigrant-access-to-covid-19-vaccines-key-issues-to-consider/>

\*\*Impact significantly higher than CPLC at p<.05 significance





## MIGRANT COMMUNITIES

# COVID IMPACT ON MIGRANT COMMUNITIES

### CPLC’s Migrant and Seasonal Head Start

CPLC Migrant and Seasonal Head Start clients live primarily in Yuma County and receive services from the Early Childhood Development (ECD) program. This program serves families of agricultural workers, all of whom are considered “essential workers.” Being “essential” places these clients, and their families, at a higher risk of exposure and illness from COVID-19 than those who work from home. Additionally, many lack adequate personal protective equipment, they do not receive paid sick leave, and they are forced to risk contracting COVID-19 to put food on their tables, and the nation’s.

### ECD Client Demographics

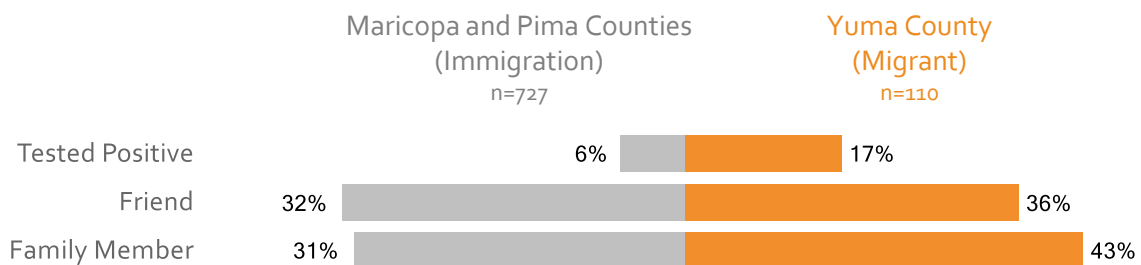
Respondents are overwhelmingly female (97%) and identify as Hispanic (92%). Respondents are divided between 18-29 and 30-44 age range, and have children under 18 living in their house, with a mean household size of 3 adults and 3 children.

### Spread of COVID-19

Farmworkers in central California reported an infection rate of 13%, with 20% of workers reporting positive for antibodies. Infection rates in Yuma are consistent with central California farmworkers at 15%<sup>1</sup>.

Results from CPLC’s Early Childhood Development clients living in Yuma County concur with the national reports. Clients self reported contracting COVID-19 at rates consistent with other studies and at significantly higher rates than their urban counterparts living in Maricopa and Pima Counties (17% versus 6%). Moreover, Yuma County clients have also had family members test positive for COVID-19 at significantly higher rates than urban clients (43% vs. 31%).

#### COVID-19 POSITIVE SELF REPORTING



\*\*Impact significantly higher than CPLC at p<.05 significance

1. CPLC ECD Yuma Survey results 2021; 2. <http://www.ncfh.org/msaws-and-covid-19.html>



## MIGRANT COMMUNITIES

# COVID IMPACT ON MIGRANT COMMUNITIES

### COVID Daily Stressors

ECD clients interviewed, like all CPLC clients interviewed, top rated stressor is isolation. Childcare, the second most frequently mentioned stressor among ECD clients, is mentioned at significantly higher levels than the general population.

#### Childcare

Due to the nature of the program they are utilizing, every ECD client must have at least 1 child at home under the age of 5. Daily stressors that clients are experiencing are overshadowed by the magnitude of stress of childcare (34% versus 21%), resulting in stressors falling more into childcare and education than the general CPLC sample.

Due to many childcare options unavailable at this time, many clients are navigating caring for children full-time due to COVID-19 and are also trying to adapt to a new way of schooling alongside their children, leading to increased stress on the parent and the increased need for affordable alternative childcare options.

Over 50% of clients report a negative change in their job status. Additionally, many are having to sacrifice their jobs in order to care for their children. Thirty-one percent of ECD clients either reduced their hours or left jobs to take care of children at home compared to a survey published by The Washington Post citing 13.3% of working parents had lost a job or reduced their hours because of a lack of child care<sup>1</sup>.

1. Washington Post

\*\*Impact significantly higher than CPLC at p<.05 significance

### ECD DAILY STRESSORS

#### TIER 1

n = 88

	ECD	CPLC
Isolation	66%	62%

#### TIER 2

	ECD	CPLC
Childcare	34%**	21%
Employment Fluctuation	31%	41%

#### TIER 3

	ECD	CPLC
Increased Debt	27%	36%
Paying Rent/Mortgage	24%	40%
Accessing Public Services	18%	19%







## MIGRANT COMMUNITIES

# COVID IMPACT ON MIGRANT COMMUNITIES

Seeking well-trained and affordable care takers for children has become a pressure point; especially within the Hispanic community; childcare solutions such as quality and trained caregivers, as well as accessible/affordable and reasonable adjustments to schedules for “essential” workers, whether they be stationary (seasonal) or migrant are needed. During COVID, this is difficult since CPLC’s Early Childhood Development Program provides programming that provides childcare solutions, however, the communities are not yet safe to open sites for service to keep children, staff and families safe and healthy.

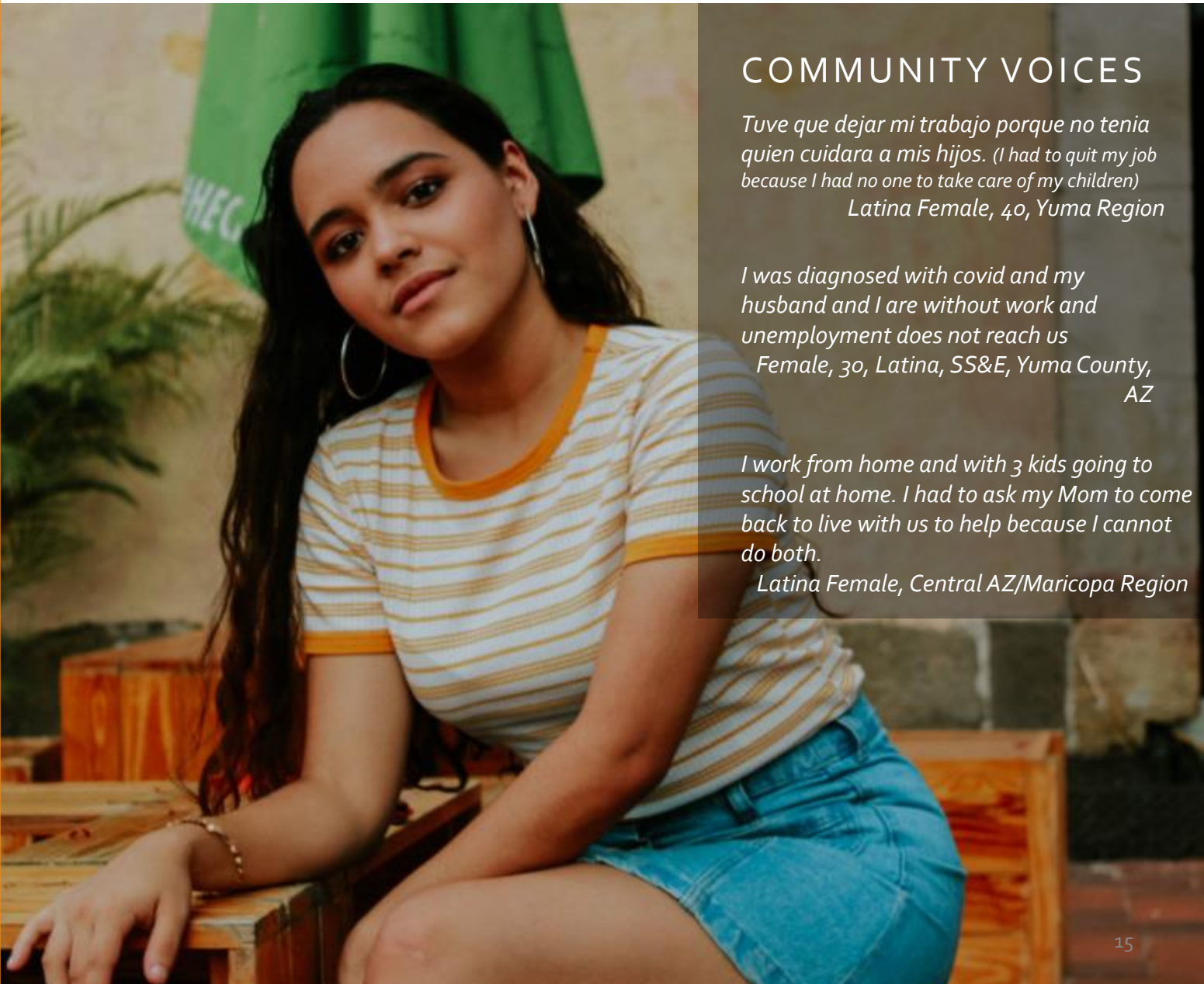
CPLC is currently providing free accessible testing at its ECD sites by collaborating with local and state partners. ECD is developing a plan to connect the community and staff with accessible vaccination opportunities while educating and debunking myths. Ultimately, ECD is striving to provide individuals with the tools needed to make the best decision for themselves and their families.

## COMMUNITY VOICES

*Tuve que dejar mi trabajo porque no tenia quien cuidara a mis hijos. (I had to quit my job because I had no one to take care of my children)*  
Latina Female, 40, Yuma Region

*I was diagnosed with covid and my husband and I are without work and unemployment does not reach us*  
Female, 30, Latina, SS&E, Yuma County, AZ

*I work from home and with 3 kids going to school at home. I had to ask my Mom to come back to live with us to help because I cannot do both.*  
Latina Female, Central AZ/Maricopa Region





# IMPACT *BY* GENDER







## COVID-19 IMPACT BY DEMOGRAPHIC SUBGROUPS

### IMPACT BY GENDER: COVID-19'S ECONOMIC IMPACT ON WOMEN

While the Immigration and Early Childhood Development (ECD) programs are not limited to females, 89% of Immigration survey respondents and 97% of ECD survey respondents identified as female. With all the information coming from female sources, survey results were able to identify that the bulk of the stress and impact from the COVID-19 pandemic was landing on the females within the households. For essential female workers in the ECD program, stay at home restrictions means single mothers might have to choose between working and putting their families at risk or giving up work to care for their children. the pandemic may exacerbate the gender pay gap and the underrepresentation of women in the workforce and a backwards move in socioeconomic status. The impact can be seen in the following ways.

#### Employment

For the first time in recorded history, women are losing their jobs at a higher rate than men during a recession. <sup>1</sup> This is attributable to two main factors: 1) the U.S. experiencing the first service-led recession in history, and 2) the absence of child care. <sup>1,2</sup>

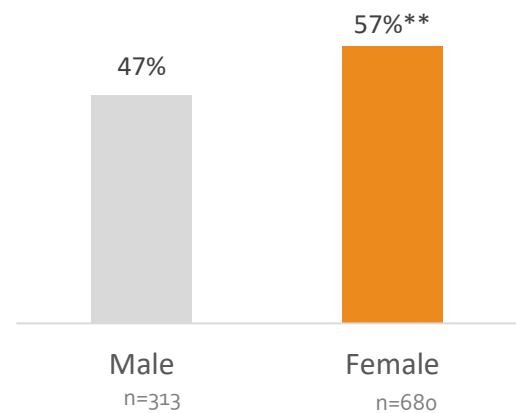
Although proportionately, women have been less present in the workforce than men, this is the first time where the service and hospitality industries (where women and women of color are overrepresented) are taking the hardest hits. As a result, female presence in the labor force is at its lowest in at least 20 years.<sup>3</sup>

During this decline, women of color are experiencing unemployment at a higher rate than Caucasian women. For Latinas, the **unemployment rate hit 20.2% in April, leaving one in five Latinas out of work.** From August to September, Latina unemployment rose month to month as it dropped for everybody else. **It's still in double digits at 11%.**<sup>3,4</sup>

#### Childcare

Another reason for this decline in the labor force is the pressing need for childcare; where there is a relationship between female labor force participation and child care access.<sup>2</sup> The Washington Post found in their recent survey that 13.3% of working parents had lost a job or reduced their hours because of a lack of child care<sup>2</sup>, whereas **23% of CPLC female clients surveyed reported the need to leave or reduce hours in order to take care of their children at home** (vs. 6% for males).

#### CHANGES IN EMPLOYMENT



\*\* Females significantly higher than males at p<.05 s  
Question (close-ended): How has COVID-19 affected your employment status? (check all that apply)

1. Americanprogress.org; 2. Washingtonpost.com; 3. Bureau of Labor Statistics; 4. Bloomberg.com

\*\*Impact significantly higher than CPLC at p<.05 significance

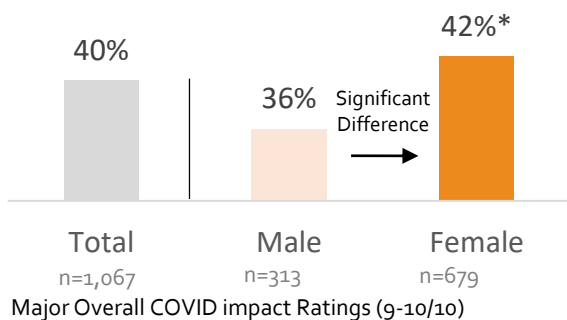




# COVID-19 IMPACT BY DEMOGRAPHIC SUBGROUPS

## IMPACT BY GENDER: COVID-19'S ECONOMIC IMPACT ON WOMEN

The impact of COVID-19 is not gender-neutral. CPLC female clients are experiencing distress in a variety of domains during this pandemic that aren't being reported at the same rate by their male counterparts. Women are experiencing a major impact in their work participation, and are making tough decisions around bringing in income or taking care of their children; or in some instances, having to navigate both. Furthermore, while all of this stress is coming to a head, women are also experiencing the disease itself, seeing significantly more deaths than deaths reported by male CPLC clients. With all of this combined, this pandemic has created a perfect storm for an increased burden on women's health and has likely exacerbated the gender pay gap and the underrepresentation of females in the labor force.



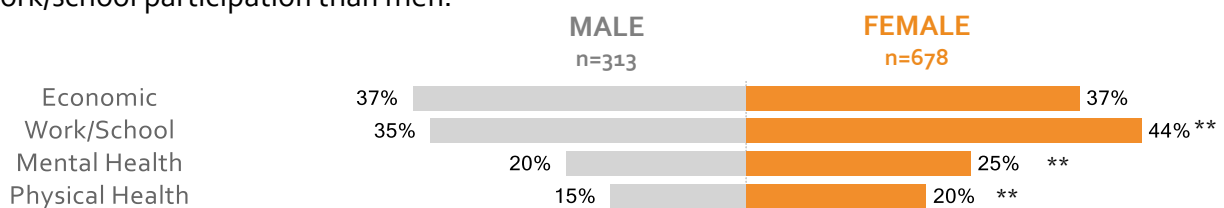
\* Impact on females is significantly higher than males at  $p < .10$  significance

*I have 3 kids in school and when the school closed we didn't know what to expect. husband has underlying health issues . . . he moved out because he was afraid of contracting Covid 19 from one of us, I had to continue working as an essential worker and leave the kids with my 19 year old son. Covid 19 also took a toll on my finances, kids always home and are eating more and my electricity also went up excessively*

Female, 44, White, Tiempo, Central AZ

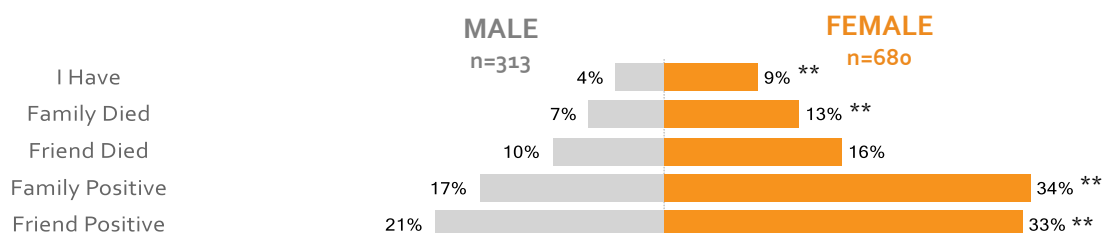
### COVID-19 Impact by Societal Domains

Women are rating significantly higher impacts in their mental and physical health and their work/school participation than men.



### COVID-19 Testing

Females are reporting that they themselves and their families are testing positive and experiencing the fatal consequences related to COVID-19 at a significantly higher rate than males.



\*Impact significantly higher than CPLC at  $p < .1$  significance  
 \*\*Impact significantly higher than CPLC at  $p < .05$  significance

**CPLC RESEARCH & EVALUATION**

1122 East Buckeye Road

Suite B-4

Phoenix, AZ 85034

**KAREN ARMKNECHT, MBA**

Vice President, Research & Evaluation

**Victoria Iwinski, MA**

Evaluation & Data Analyst

**Amanda Douglas, MA**

Evaluation & Data Analyst

**Andrew Arvizu**

Junior Data Analyst



**CHICANOS**  
**POR LA CAUSA**

RESEARCH & EVALUATION DEPARTMENT  
COVID-19 RESEARCH 2020